

IC693CHS399

New In Stock!

GE Fanuc

<http://www.pdfsupply.com/automation/ge-fanuc/series-90-30/IC693CHS399>

Series 90-30

1-919-535-3180

**In Stock! I/O Rack, Remote Expansion IC693C IC693CH
IC693CHS**

www.pdfsupply.com

Email: sales@pdfsupply.com

Expansion Baseplates (Figures 3-6 and 3-7)

- There can be **no more** than a total of 50 feet (15 meters) of cable interconnecting Expansion baseplates and the CPU baseplate.
- An Expansion baseplate cannot stand alone. It must be connected to a system that has a CPU. The CPU can be in a PLC or in a Personal Computer that is equipped with a Personal Computer Interface Card (see Chapter 11).
- Maximum number of Expansion baseplates allowed per system depends on the type of CPU they are used with. For CPUs 331, 340, and 341, the maximum is 4. For CPUs numbered 350 and higher, the maximum is 7.
- Each Expansion baseplate has a 25-pin female D-type I/O Bus Expansion connector mounted at its right end for connection to other baseplates.
- Available in two versions; 5-slot (IC693CHS398) and 10-slot (IC693CHS392)
- An Expansion backplane does not support the following intelligent option modules: PCM, ADC, BEM330, and CMM311. These modules must be mounted in a CPU baseplate. All other I/O and option modules can be mounted in any type of rack.
- All Expansion baseplates must be connected to a common ground (see the “Installation” chapter for details).
- Expansion baseplates are the same physical size, use the same type power supplies, and support the same I/O and option modules as the Remote baseplates.
- Each Expansion baseplate has a Rack Number Selection DIP switch.

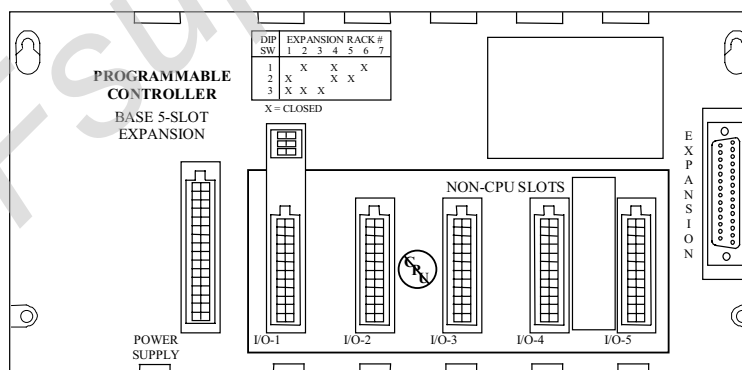


Figure 3-6. IC693CHS398 5-Slot Expansion Baseplate

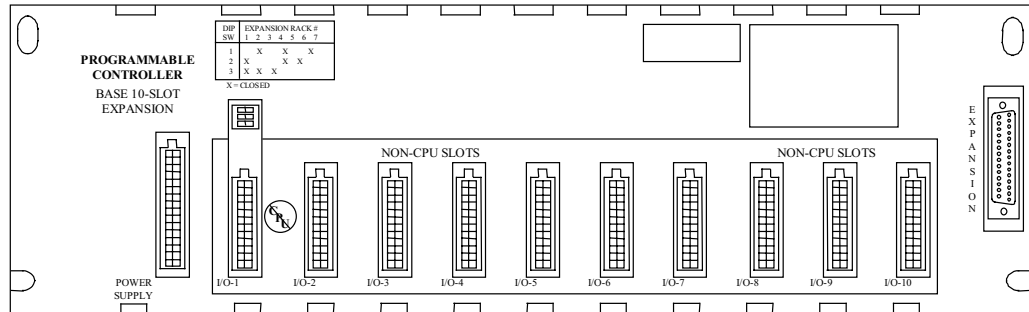


Figure 3-7. IC693CHS392 10-Slot Expansion Baseplate

Remote Baseplates (Figures 3-8 and 3-9)

- There can be no more than 700 feet of cable connecting all baseplates in a system that uses Remote baseplates.
- A Remote baseplate cannot stand alone. It must be connected to a system that has a CPU. The CPU can be in a PLC or in a Personal Computer that is equipped with a Personal Computer Interface Card (see Chapter 11).
- Remote capability is facilitated by the Remote baseplate's built-in isolation between the +5 volt logic supply used by the I/O modules residing in the Remote baseplate and the supply for the interface circuit associated with the I/O Bus Expansion Interface. Isolation helps prevent problems associated with unbalanced ground conditions.
- Maximum number of Remote baseplates allowed per system depends on the type of CPU they are used with. For CPUs 331, 340, and 341, the maximum is 4. For CPUs numbered 350 and higher, the maximum is 7.
- Each remote baseplate has a 25-pin female D-type Expansion connector mounted at its right end for connection to other baseplates.
- Remote baseplates are available in two sizes; 5-slot (IC693CHS398) and 10-slot (IC693CHS392)
- A Remote backplane does not support the following intelligent option modules: PCM, ADC, BEM330, and CMM. These modules must be mounted in a CPU baseplate. All other I/O and option modules can be mounted in any type of baseplate.
- Remote baseplates are the same physical size, use the same type power supplies, and support the same I/O and option modules as the Expansion baseplates.
- Each Remote baseplate has a Rack Number Selection DIP switch.

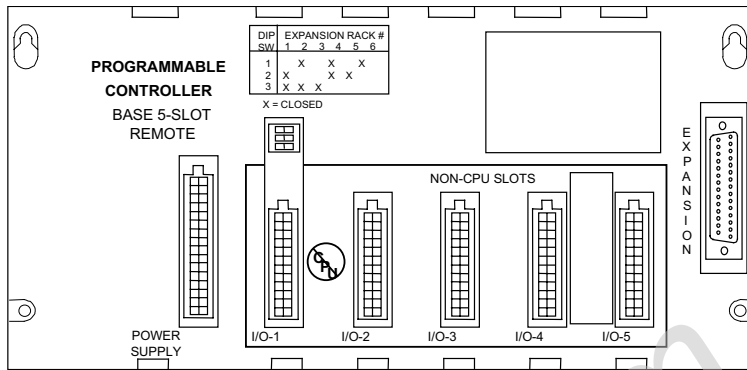


Figure 3-8. IC693CHS399 5-Slot Remote Baseplate

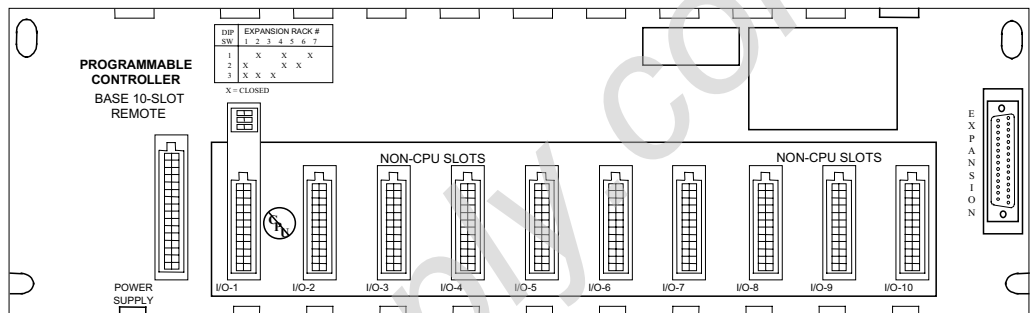


Figure 3-9. IC693CHS393 10-Slot Remote Baseplate