

**IC693MDL931**  
**New In Stock!**  
**GE Fanuc**

<http://www.pdfsupply.com/automation/ge-fanuc/series-90-30/IC693MDL931>

**Series 90-30**  
**1-919-535-3180**

In Stock! Soldered InRelay Output 8 Amp IC693M IC693MD  
IC693MDL

[www.pdfsupply.com](http://www.pdfsupply.com)

Email: [sales@pdfsupply.com](mailto:sales@pdfsupply.com)

### IC693MDL931 Output Module Field Wiring Information

The following figure provides wiring information for connecting user supplied load devices and power source to the 8 amp Isolated Relay Output module.

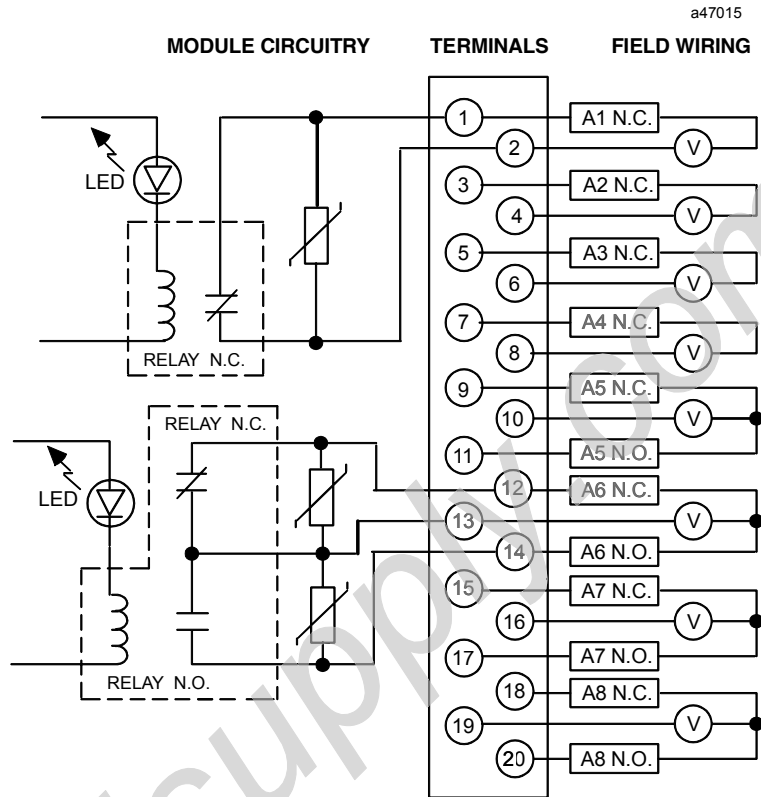


Figure 7-31. IC693MDL931 Output Module Field Wiring

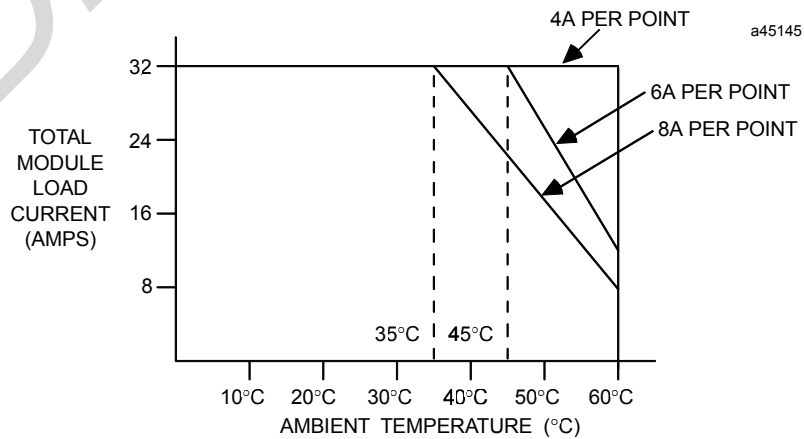


Figure 7-32. Load Current vs. Temperature for IC693MDL931

Table 7-18. Load Current limitations for IC693MDL931

Operating Voltage	Maximum Current for Load Type		Typical Contact Life (number of operations)
	Resistive	Lamp or Solenoid †	
5 to 120 VAC	8 amps	3 amps	200,000
	6 amps	2.5 amps	300,000
	4 amps	1.5 amps	400,000
	1 amp	0.5 amps	1,100,000
240 VAC	8 amps	3 amps	100,000
	6 amps	2.5 amps	150,000
	4 amps	1.5 amps	200,000
	1 amp	0.5 amps	800,000
24 VDC	8 amps	3 amps	100,000
	6 amps	2.5 amps	150,000
	4 amps	1.5 amps	200,000
	1 amp	0.5 amps	800,000
48 VDC	1.5 amps	-	100,000
100 VDC	0.5 amps	-	100,000
125 VDC	0.38 amps	0.12 amps	100,000
150 VDC	0.30 amps	0.10 amps	100,000

† For inductive loads

Relay contact life, when switching inductive loads, will approach resistive load contact life if suppression circuits are used. The following figures are examples of typical suppression circuits for AC and DC loads. The 1A, 200V diode shown in the DC load typical suppression circuit is an industry standard 1N4935. The resistor and capacitor shown for AC load suppression are standard components, available from most electronics distributors.

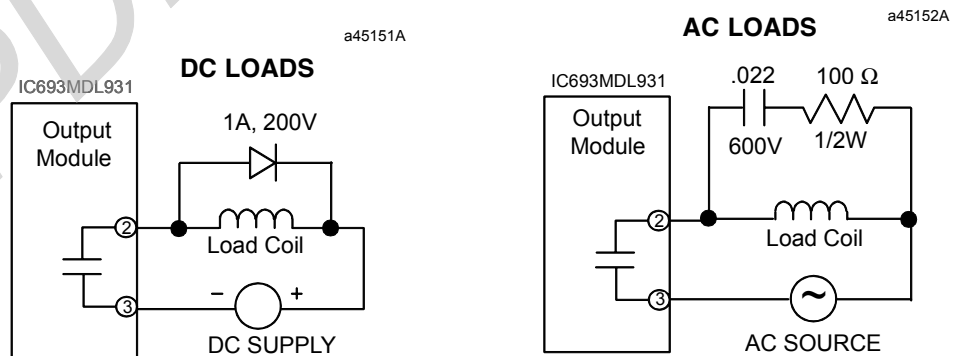


Figure 7-33. Load Suppression Examples for IC693MDL931 Output Module